




%



) The pict

- + The picture below shows a rock sample formed from an accumulation of rock particles that have been cemented together.



What type of rock sample is shown in this picture?


- 5 Sedimentary
- 6 Metamorphic
- 7 Igneous
- 8 Intrusive

Areas along tectonic plate edges are usually prone to volcanic eruptions. Areas like this in the ocean can develop large islands during volcanic activity. From which type of rock are these islands most likely formed?

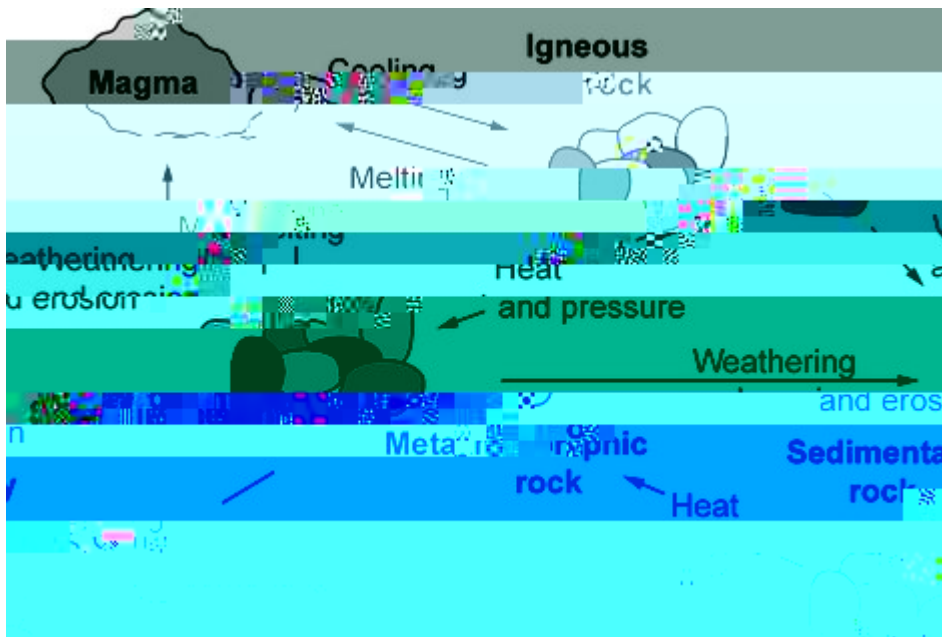
- : Clastic rock
- ; Igneous rock
- < Metamorphic rock
- > Sedimentary rock

- The diagram shows a simple model of an event that is par

"



%% The diagram below shows the rock cycle.



According to the diagram, metamorphic rock can eventually change into —

- : sedimentary rock, only.
- ; sediments, only.
- < both igneous and sedimentary rock.
- > magma, only.